






















<b>MERCURY/MARINER COMMON WIRING COLOR CODES</b>		
<b>WIRE COLOR(S)</b>	<b>FUNCTION</b>	<b>COLOR SAMPLE</b>
BLACK	GROUND	
BROWN	Reference Electrode MerCathode System	
ORANGE	Anode Electrode MerCathode System	
LIGHT BLUE/WHITE STRIPE	Trim UP Switch	
LIGHT GREEN/WHITE STRIPE	Trim DOWN Switch	
BROWN/WHITE STRIPE	Trim Sender to Trim Gauge	
PURPLE/WHITE STRIPE	Trim "Trailer" Switch	
GRAY	Tachometer Signal	
BLACK/YELLOW STRIPE	Shorting or Stop Circuit	
PINK	Fuel Sender to Gauge	
RED	Un-fused Wire from Battery	
RED/PURPLE STRIPE	Protected (Fused) Wire from Battery and/or Protected (12 Volt +) to Trim Panel Control	
PURPLE	Ignition (Switch) to 12 Volt Positive	
TAN	Temperature Switch to Warning Horn and/or Temperature Sender to Temperature Gauge	
TAN/BLUE STRIPE	Alternate Color Temperature Switch to Warning Horn	
YELLOW	Starter Solenoid to Starter Motor and/or Starter to Regulator (Charging Circuit)	
YELLOW/RED STRIPE	Start Switch to Start Solenoid to Neutral Start Switch	
YELLOW/BLACK STRIPE	Choke (Enrichener System)	
GREEN/VARIOUS STRIPE	Switch Box to Coil - Striped and Numbered	
WHITE/BLACK STRIPE	Bias Circuit (Switch Boxes)	